

EASYHEAT® Warm Tiles® Floor Warming Thermostats



Set It!

*Introducing the latest
innovation in floor
warming technology...
Programmable and
Manual Thermostats*

Warm Tiles Thermostats are available in two convenient styles to fit your lifestyle and your budget. The top of the line FTS Programmable Thermostat allows you to automatically select the times to turn your system on and off as often as you like. The economical ET Manual Thermostat lets you turn it on and off all by yourself.

And

Forget It!



That's all there is to do.

*We really do know how to make it **EASY!***

EASYHEAT
Warming Your World

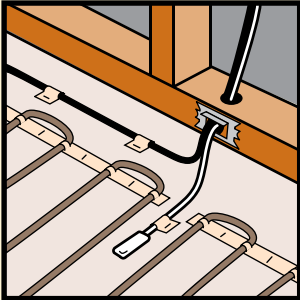


www.warmtiles.com



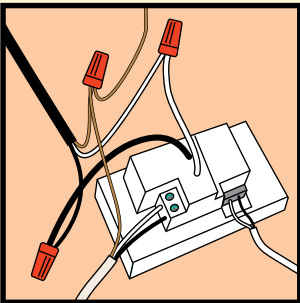
Programmable and Manual Thermostats

Check out these Easy Installation Tips



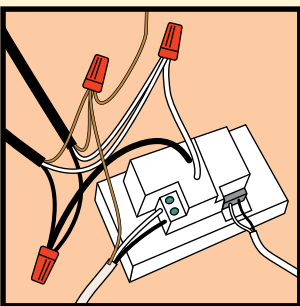
Sensor wire installation tip:

The sensor wire is located between the cable runs to accurately determine the floor temperature, ensuring that your thermostat will run efficiently.



Single floor warming kit installation tip:

The cold lead of your floor warming system will connect directly to the back of the thermostat.



Double floor warming kit installation tip:

When two or more floor warming systems are used in the same room, both cold leads will connect directly to the back of the thermostat.

Advantages of the FTS 120V and 240V Programmable Thermostat

Warm Tiles[®] FTS Model Thermostat offers comfort-level programming options as well as a simple on/off-position selector switch.

- Preprogrammed for easy setup
- Manual operation setting
- Programmable 7 day or 5/2 day options
- Built-in ground fault protection**
- Optional decorator door
- Installation accessories included

Advantages of the ET 120V and 240V Manual Thermostats

Warm Tiles ET Model Thermostats offer a simple on/off selector switch along with a temperature adjustment toggle and accept button.

- Manual operation
- LCD Display
- Built-in ground fault protection**
- Optional decorator door
- Installation accessories included

Why not enjoy the feel of your floor!

Did you ever notice that if your feet feel warm, the rest of your body is comfortable? Warm Tiles creates a floor that is comforting, providing an even temperature while hidden under your floor finish. Warm Tiles radiates this warmth through a network of low profile warming cables, hardware and electrical controls for an economical and long lasting floor warming system.

Your Warm Tiles Thermostat will regulate only enough electricity to heat your floor to the desired temperature. When the floor reaches your preset temperature, the electricity will cycle off. Since the electricity is generating warmth about one-third of the time, the cost savings are significant. On average, the operating cost is 1¢ per heated square foot per day, regardless of the size of your installation.

Warm Tiles Thermostats provide consistent comfort and control. Our Floor Sensor is embedded in the mortar just below your tiles, which monitors the actual floor temperature to provide you with accurate comfort levels.

Each model features comfort level programming options as well as a simple off-position selector switch. You may also choose the pre-programmed set-back mode to reduce energy usage by over 50%. Optional decorator doors are available for all Warm Tiles Thermostats.

The Warm Tiles Systems can be installed by professional electricians, tile installers, general building contractors or skilled Do-It-Yourselfers who have adequate knowledge of flooring and electrical wiring. All installations must be in accordance with all applicable national (CEC and NEC) and local electrical and building codes, regulations and inspection procedures. Electrical inspection may be required during and/or after system installation. Check with your local electrical inspection department before beginning installation.

All Warm Tiles Thermostat Kits include the following items:

- 1 Thermostat
- 1 Door without Display Window
- 3 Wire Connectors
- 2 Cable Guards
- 1 Screwdriver
- 2 #6-32 x 1" screws
- 1 Sensor / Wire Assembly - 10' long
- 1 Pull-Cord
- 3 "DO NOT REMOVE" Warning Tags
- 1 Door Label

**Per U.S. National Electrical Code – Installation in a bathroom requires that this device be installed on a circuit protected by a separate Ground Fault Circuit Interrupter (GFCI).

EASYHEAT[®]

Warming Your World

www.warmtiles.com



For more information call:

Para obtener más información, llame al:

Pour plus d'information, veuillez appeler au:

US (800) 523-7636 • Canada (800) 794-3766

Model Description

Model Description	Voltage	Ctn Qty	UPC Code
ET-1 Non-programmable	120V	5	0-13627-01294-3
FTS-1 Programmable for 7 or 5/2 days	120V	5	0-13627-01292-9
ET-2 Non-programmable	240V	5	0-13627-01295-0
FTS-2 Programmable for 7 or 5/2 days	240V	5	0-13627-01293-3

* **CAUTION:** Kit combinations that exceed 10 Amps should be connected by a qualified electrician.

Warm Tiles written instructions and warranty shall supercede information in this document. For the latest information, go to www.warmtiles.com.